


## CAIO/CAIP BREDA 4-5-6/09/2009


CLT	COMPETITOR	CTRY		A		B		C		FINAL	
				PNTS	CLT	PNTS	CLT	PNTS	CLT	PNTS	CLT
<b>PONY TEAM</b>											
1	DE VRIES Marcel	NED		63.79	7	81.97	1	3.00	1	148.76	1
2	VAN DE KAMP Aart Jr.	NED		63.15	6	82.79	2	6.00	2	151.94	2
3	BAX Tinne	BEL		44.59	1	105.72	7	10.03	5	160.34	3
4	GEERTS Glenn	BEL		64.21	8	87.58	3	8.59	4	160.38	4
5	NIJS Jan	BEL		53.55	3	90.61	4	19.60	7	163.76	5
6	DOBROVITZ Jozsef Jr	HUN		62.08	5	110.04	10	6.01	3	178.13	6
7	MANTING John Jr	NED		65.92	9	99.24	6	26.97	10	192.13	7
8	COENEN Daniel	GER		69.97	10	109.20	9	13.11	6	192.28	8
9	HOUTEN-HOVENS Yvonne	NED		57.17	4	112.22	11	23.60	8	192.99	9
10	NOLTES Herman	NED		71.25	11	96.78	5	26.77	9	194.80	10
11	ALLO Mia	BEL		51.41	2	108.40	8	52.20	11	212.01	11
<b>HORSE TEAM</b>											
1	*CHARDON Ysbrand	NED		38.91	2	93.73	1	3.00	3	135.64	1
2	*DE RONDE Koos	NED		49.15	5	94.45	2	0.00	1	143.60	2
3	*ERIKSSON Tomas	SWE		51.58	7	95.01	3	3.00	4	149.59	3
4	EXELL Boyd	AUS		37.63	1	104.11	12	9.00	8	150.74	4
5	*TIMMERMAN Theo	NED		45.18	3	107.54	18	5.12	6	157.84	5
6	*SANDMANN Christoph	GER		48.26	4	99.21	6	11.41	11	158.88	6
7	*WURGLER Daniel	SUI		49.79	6	107.13	17	3.00	2	159.92	7
8	WEUSTHOF Mark	NED		55.55	11	95.93	4	17.07	16	168.55	8
9	DE RUYTER Harry	NED		51.71	8	108.54	20	11.48	12	171.73	9
10	*COUDRY Thibault	FRA		60.54	18	103.60	11	9.12	9	173.26	10
11	PLUCKER Christian	GER		57.09	14	111.19	21	6.49	7	174.77	11
12	*WEINMAYR Ludwig	GER		60.03	17	96.60	5	18.82	18	175.45	12

13	HEUS Hans	NED		63.23	19	104.76	13	9.67	10	177.66	13
14	NESVACIL Jiri Sr	CZE		56.06	13	105.64	15	16.85	15	178.55	14
15	MONHEMIUS Ton	NED		65.92	23	101.95	9	13.14	13	181.01	15
16	*DANGEL Max	GER		58.24	15	106.82	16	18.10	17	183.16	16
17	VON STEIN Georg	GER		55.94	12	103.12	10	25.72	26	184.78	17
18	*SCHRIJVERS Gert	BEL		59.65	16	108.16	19	19.93	21	187.74	18
19	AARTS Ad	NED		70.91	27	100.14	7	19.29	19	190.34	19
20	DE RONDE Peter	NED		67.97	26	101.94	8	25.70	25	195.61	20
21	*CHOUZENOUX Stephane	FRA		52.99	9	121.54	24	27.09	27	201.62	21
22	WILKINSON Robert	GBR		64.77	22	105.44	14	39.63	30	209.84	22
23	*ULRICH Werner	SUI		64.38	20	126.21	25	23.51	23	214.10	23
24	*MARTIN Fabrice	FRA		64.51	21	130.90	27	21.16	22	216.57	24
25	DE RONDE Piet	NED		79.62	32	114.90	22	25.05	24	219.57	25
26	*OLIN Axel	SWE		66.18	25	146.10	29	13.17	14	225.45	26
27	*BRANS Bert	AHO		75.90	30	126.50	26	31.88	29	234.28	27
28	*AFFRINI Felix	SUI		72.07	28	139.35	28	29.17	28	240.59	28
29	*RICHE Jose	BEL		66.05	24	177.85	31	19.63	20	263.53	29
30	*VAN DIJCK Eddy	BEL		76.17	31	121.21	23	73.20	31	270.58	30
	DOBROVITZ Jozsef	HUN		55.42	10	23.38		3.00	5	81.80	

[Driving Program](#) Copyright by [Philippe Li](#) nart (Belgium)

**CAIO/CAIP BREDA 4-5-6/09/2009**













<b>PONY TEAM</b>																	
CLT	COMPETITOR	CTRY		C:Kraai		B:Larsson		E:Jambon		:		:		PEN	TOTAL		
				PNTS	CLT	PNTS	CLT	PNTS	CLT	PNTS	CLT	PNTS	CLT		+	-	CLT
1	BAX Tinne	BEL		187.00	1	165.00	1	189.00	1	0.00	0	0.00	0	0	115.41	44.59	1
2	ALLO Mia	BEL		168.00	3	158.00	6	183.00	2	0.00	0	0.00	0	0	108.59	51.41	2
3	NIJS Jan	BEL		172.00	2	162.00	4	165.00	3	0.00	0	0.00	0	0	106.45	53.55	3
4	HOUTEN-HOVENS Yvonne	NED		166.00	4	163.00	3	153.00	4	0.00	0	0.00	0	0	102.83	57.17	4
5	DOBROVITZ Jozsef Jr	HUN		157.00	6	156.00	7	146.00	5	0.00	0	0.00	0	0	97.92	62.08	5
6	VAN DE KAMP Aart Jr.	NED		164.00	5	150.00	9	140.00	8	0.00	0	0.00	0	0	96.85	63.15	6
7	DE VRIES Marcel	NED		148.00	8	164.00	2	139.00	9	0.00	0	0.00	0	0	96.21	63.79	7
8	GEERTS Glenn	BEL		145.00	9	159.00	5	145.00	6	0.00	0	0.00	0	0	95.79	64.21	8
9	MANTING John Jr	NED		150.00	7	150.00	9	141.00	7	0.00	0	0.00	0	0	94.08	65.92	9
10	COENEN Daniel	GER		143.00	10	150.00	9	129.00	10	0.00	0	0.00	0	0	90.03	69.97	10
11	NOLTES Herman	NED		134.00	11	154.00	8	128.00	11	0.00	0	0.00	0	0	88.75	71.25	11

<b>HORSE TEAM</b>																	
CLT	COMPETITOR	CTRY		C:König		H:Brownlie		M:Vetter		B:Bonhof		E:Peppersack		PEN	TOTAL		
				PNTS	CLT	PNTS	CLT	PNTS	CLT	PNTS	CLT	PNTS	CLT		+	-	CLT
1	EXELL Boyd	AUS		188.00	1	192.00	2	186.00	1	200.00	1	190.00	1	0	122.37	37.63	1
2	*CHARDON Ysbrand	NED		185.00	2	197.00	1	184.00	2	194.00	2	186.00	2	0	121.09	38.91	2
3	*TIMMERMAN Theo	NED		184.00	3	181.00	3	171.00	6	186.00	3	175.00	4	0	114.82	45.18	3
4	*SANDMANN Christoph	GER		179.00	4	168.00	8	178.00	3	165.00	9	183.00	3	0	111.74	48.26	4
5	*DE RONDE Koos	NED		175.00	6	170.00	7	177.00	4	172.00	7	172.00	5	0	110.85	49.15	5
6	*WURGLER Daniel	SUI		176.00	5	173.00	5	174.00	5	176.00	4	162.00	13	0	110.21	49.79	6
7	*ERIKSSON Tomas	SWE		172.00	7	174.00	4	160.00	12	174.00	6	167.00	8	0	108.42	51.58	7
8	DE RUYTER Harry	NED		171.00	9	165.00	9	165.00	9	175.00	5	170.00	6	0	108.29	51.71	8
9	*CHOUZENOUX Stephane	FRA		172.00	7	171.00	6	170.00	7	166.00	8	157.00	18	0	107.01	52.99	9
10	DOBROVITZ Jozsef	HUN		165.00	14	164.00	10	166.00	8	160.00	11	162.00	13	0	104.58	55.42	10
11	WEUSTHOF Mark	NED		170.00	10	162.00	11	165.00	9	159.00	14	160.00	16	0	104.45	55.55	11
12	VON STEIN Georg	GER		164.00	15	160.00	14	161.00	11	160.00	11	168.00	7	0	104.06	55.94	12
13	NESVACIL Jiri Sr	CZE		170.00	10	162.00	11	156.00	14	160.00	11	164.00	10	0	103.94	56.06	13
14	PLUCKER Christian	GER		159.00	17	154.00	16	160.00	12	165.00	9	166.00	9	0	102.91	57.09	14





15	*DANGEL Max	GER		166.00	13	154.00	16	156.00	14	155.00	20	164.00	10	0	101.76	58.24	15
16	*SCHRIJVERS Gert	BEL		167.00	12	153.00	18	156.00	14	158.00	15	150.00	19	0	100.35	59.65	16
17	*WEINMAYR Ludwig	GER		157.00	19	155.00	15	150.00	18	157.00	18	162.00	13	0	99.97	60.03	17
18	*COUDRY Thibault	FRA		153.00	22	162.00	11	141.00	26	158.00	15	163.00	12	0	99.46	60.54	18
19	HEUS Hans	NED		161.00	16	152.00	19	150.00	18	150.00	23	143.00	25	0	96.77	63.23	19
20	*ULRICH Werner	SUI		155.00	20	141.00	26	148.00	20	155.00	20	148.00	21	0	95.62	64.38	20
21	*MARTIN Fabrice	FRA		146.00	26	143.00	23	145.00	22	154.00	22	158.00	17	0	95.49	64.51	21
22	WILKINSON Robert	GBR		154.00	21	141.00	26	152.00	17	150.00	23	147.00	22	0	95.23	64.77	22
23	MONHEMIUS Ton	NED		158.00	18	145.00	22	142.00	25	156.00	19	134.00	29	0	94.08	65.92	23
24	*RICHE Jose	BEL		151.00	23	146.00	21	139.00	29	149.00	25	149.00	20	0	93.95	66.05	24
25	*OLIN Axel	SWE		143.00	28	149.00	20	147.00	21	149.00	25	145.00	23	0	93.82	66.18	25
26	DE RONDE Peter	NED		147.00	24	142.00	25	144.00	23	142.00	27	144.00	24	0	92.03	67.97	26
27	AARTS Ad	NED		146.00	26	126.00	32	143.00	24	140.00	29	141.00	26	0	89.09	70.91	27
28	*AFFRINI Felix	SUI		143.00	28	143.00	23	141.00	26	158.00	15	141.00	26	5	87.93	72.07	28
29	*VOETS Ben	AHO		140.00	30	131.00	28	132.00	31	141.00	28	133.00	30	0	86.66	73.34	29
30	*BRANS Bert	AHO		137.00	31	127.00	31	133.00	30	137.00	31	123.00	33	0	84.10	75.90	30
31	*VAN DIJCK Eddy	BEL		147.00	24	129.00	29	140.00	28	138.00	30	140.00	28	5	83.83	76.17	31
32	DE RONDE Piet	NED		124.00	32	121.00	33	122.00	32	128.00	32	133.00	30	0	80.38	79.62	32
33	SPEK Edwin	NED		118.00	33	128.00	30	110.00	33	121.00	33	124.00	32	0	76.93	83.07	33





















Driving Program Copyright by Philippe Liénart (Belgium)











## CAIO/CAIP BREDA 4-5-6/09/2009

PONY TEAM																								
CLT	COMPETITOR	CTRY		A - E	1		2		3		4		5		6		7		8		1-8		MARAT	
				PNTS	TIME	CLT	TIME	CLT	TIME	CLT	TIME	CLT	TIME	CLT	TIME	CLT	TIME	CLT	TIME	CLT	TIME	CLT	TIME	CLT
1	DE VRIES Marcel	NED		0.00	0:52.44	1	0:48.92	1	0:53.95	1	0:54.75	2	0:52.00	2	0:48.56	3	0:52.99	1	0:46.26	1	6:49.87	1	81.97	1
2	VAN DE KAMP Aart Jr.	NED		0.00	0:53.03	2	0:50.71	2	0:54.25	3	0:50.83	1	0:50.98	1	0:43.50	1	0:59.72	3	0:50.91	4	6:53.93	2	82.79	2
3	GEERTS Glenn	BEL		0.00	0:57.04	3	0:54.13	4	0:54.19	2	1:00.30	3	0:55.67	4	0:48.80	4	0:57.19	2	0:50.57	3	7:17.89	3	87.58	3
4	NIJS Jan	BEL		0.00	0:58.28	4	0:52.79	3	0:57.02	4	1:01.55	4	0:53.45	3	0:48.39	2	1:11.27	10	0:50.30	2	7:33.05	4	90.61	4
5	NOLTES Herman	NED		0.00	1:10.15	8	1:05.63	8	0:59.48	7	1:01.81	5	0:59.05	7	0:54.87	5	1:00.73	4	0:52.16	6	8:03.88	5	96.78	5
6	MANTING John Jr	NED		0.00	1:11.27	9	0:58.86	5	1:02.33	9	1:07.46	8	0:58.56	5	0:55.65	6	1:06.01	5	0:56.08	7	8:16.22	6	99.24	6
7	BAX Tinne	BEL		2.00	1:08.29	6	1:01.69	7	1:00.64	8	1:07.99	9	1:00.41	8	1:04.46	10	1:18.51	11	0:56.63	8	8:38.62	7	105.72	7
8	ALLO Mia	BEL		0.00	1:13.66	11	1:14.70	11	1:08.37	10	1:12.23	11	1:03.70	9	1:00.29	8	1:10.76	9	0:58.27	10	9:01.98	8	108.40	8
9	COENEN Daniel	GER		0.00	1:04.00	5	1:00.87	6	0:58.73	5	1:03.45	6	0:58.59	6	1:09.11	11	1:09.12	6	0:52.11	5	8:15.98	9	109.20	9
10	DOBROVITZ Jozsef Jr	HUN		0.00	1:12.29	10	1:13.03	10	0:59.32	6	1:11.77	10	1:17.81	11	0:59.51	7	1:09.31	7	0:57.17	9	9:00.21	10	110.04	10
11	HOUTEN- HOVENS Yvonne	NED		0.00	1:10.08	7	1:09.10	9	1:12.68	11	1:05.16	7	1:25.52	10	1:02.32	9	1:09.71	8	1:06.52	11	9:21.09	11	112.22	11

HORSE TEAM																								
CLT	COMPETITOR	CTRY		A - E	1		2		3		4		5		6		7		8		1-8		MARAT	
				PNTS	TIME	CLT	TIME	CLT	TIME	CLT	TIME	CLT	TIME	CLT	TIME	CLT	TIME	CLT	TIME	CLT	TIME	CLT	TIME	CLT
1	*CHARDON Ysbrand	NED		0.00	1:02.51	4	0:55.77	2	0:58.97	6	1:02.75	3	0:59.99	6	0:54.10	7	1:02.94	5	0:51.63	2	7:48.66	1	93.73	1
2	*DE RONDE Koos	NED		0.00	1:04.42	5	0:56.64	4	0:57.32	3	1:01.05	1	1:03.63	13	0:52.69	5	1:04.12	6	0:52.36	4	7:52.23	2	94.45	2
3	*ERIKSSON Tomas	SWE		0.00	1:02.13	3	0:57.88	5	0:56.89	2	1:17.77	22	0:59.23	4	0:50.82	2	0:58.58	1	0:51.77	3	7:55.07	3	95.01	3

4	WEUSTHOF Mark	NED		0.00	1:05.51	7	0:59.94	8	0:59.91	9	1:02.40	2	1:01.43	10	0:49.99	1	1:04.94	8	0:55.55	10	7:59.67	5	95.93	4
5	*WEINMAYR Ludwig	GER		0.00	1:00.25	2	1:03.79	14	0:59.19	7	1:03.72	4	0:58.98	3	0:55.79	12	1:06.31	13	0:54.98	7	8:03.01	6	96.60	5
6	*SANDMANN Christoph	GER		1.40	1:07.07	14	0:55.61	1	1:02.55	12	1:04.79	5	1:00.15	7	0:56.85	13	1:05.22	9	0:56.83	16	8:09.07	7	99.21	6
7	AARTS Ad	NED		0.00	1:07.01	13	1:04.46	16	1:03.49	16	1:06.53	6	1:02.55	12	0:54.67	9	1:05.67	11	0:56.34	14	8:20.72	8	100.14	7
8	DE RONDE Peter	NED		0.00	1:05.41	6	1:16.72	25	0:58.49	5	1:12.27	15	1:01.86	11	0:53.51	6	1:06.42	14	0:55.04	8	8:29.72	10	101.94	8
9	MONHEMIUS Ton	NED		0.00	1:08.85	16	1:03.22	12	1:03.62	17	1:15.32	18	1:04.84	17	0:54.94	10	1:02.67	4	0:56.27	13	8:29.73	11	101.95	9
10	VON STEIN Georg	GER		2.00	1:05.85	9	1:01.20	10	1:05.89	22	1:08.36	8	1:04.67	16	0:59.83	20	1:05.38	10	0:54.43	6	8:25.61	9	103.12	10
11	*COUDRY Thibault	FRA		8.00	1:05.79	8	1:06.80	18	0:56.46	1	1:07.60	7	0:57.28	1	0:51.13	3	1:02.36	3	0:50.59	1	7:58.01	4	103.60	11
12	EXELL Boyd	AUS		0.00	1:06.00	10	0:56.18	3	1:14.82	29	1:22.54	27	0:57.94	2	0:52.03	4	1:06.63	15	1:04.40	25	8:40.54	12	104.11	12
13	HEUS Hans	NED		0.00	1:11.29	20	1:07.92	20	1:03.22	15	1:11.67	13	1:04.31	14	0:57.24	14	1:08.46	16	0:59.69	21	8:43.80	13	104.76	13
14	WILKINSON Robert	GBR		0.00	1:10.32	18	1:06.78	17	1:05.92	23	1:08.68	10	1:06.64	19	0:54.62	8	1:14.14	18	1:00.12	22	8:47.22	14	105.44	14
15	NESVACIL Jiri Sr	CZE		0.00	1:07.90	15	1:19.04	26	1:05.88	21	1:08.78	11	1:11.13	27	0:55.31	11	1:05.77	12	0:54.40	5	8:48.21	15	105.64	15
16	*DANGEL Max	GER		1.00	1:08.89	17	0:59.71	7	0:59.74	8	1:17.37	21	1:04.35	15	1:04.11	23	1:17.05	23	0:57.89	17	8:49.11	16	106.82	16
17	*WURGLER Daniel	SUI		0.60	1:06.37	11	1:12.06	24	1:02.76	13	1:14.19	16	1:05.90	18	0:58.74	18	1:14.17	19	0:58.45	18	8:52.64	18	107.13	17
18	*TIMMERMAN Theo	NED		0.00	1:31.23	31	1:11.45	23	0:58.16	4	1:11.40	12	1:01.01	8	1:05.97	24	1:01.80	2	0:56.68	15	8:57.70	20	107.54	18
19	*SCHRIJVERS Gert	BEL		2.00	1:14.73	24	1:07.00	19	1:05.63	20	1:16.51	20	1:06.94	20	0:59.32	19	1:04.91	7	0:55.76	12	8:50.80	17	108.16	19
20	DE RUYTER Harry	NED		1.00	1:10.82	19	1:04.31	15	1:02.45	11	1:10.49	24	1:07.27	22	0:58.57	17	1:18.66	24	0:55.11	9	8:47.68	19	108.54	20
21	PLUCKER Christian	GER		3.00	1:14.69	23	1:03.57	13	0:59.91	9	1:08.56	9	1:01.37	9	1:17.05	30	1:16.48	21	0:59.30	19	9:00.93	21	111.19	21
22	DE RONDE Piet	NED		2.00	1:12.88	22	1:10.29	22	1:04.82	18	1:16.37	19	1:07.36	23	1:06.16	25	1:21.20	27	1:05.43	27	9:24.51	22	114.90	22
23	*VAN DIJCK Eddy	BEL		1.40	1:22.59	27	1:25.70	27	1:08.18	25	1:21.83	26	1:12.84	28	1:06.17	26	1:16.82	22	1:04.91	26	9:59.04	25	121.21	23

24	*CHOUZENOUX Stephane	FRA		5.00	1:06.76	12	1:01.42	11	1:07.04	24	1:11.32	25	1:08.34	24	1:10.91	28	1:15.74	20	1:31.17	30	9:32.70	24	121.54	24
25	*ULRICH Werner	SUI		4.20	1:08.45	33	1:00.36	9	1:03.08	14	1:14.55	17	0:59.52	5	0:58.07	16	1:10.34	17	0:55.70	11	8:30.07	26	126.21	25
26	*BRANS Bert	AHO		1.00	1:24.76	29	2:04.56	32	1:04.88	19	1:20.03	23	1:11.10	26	1:03.02	22	1:18.89	26	1:00.24	23	10:27.48	27	126.50	26
27	*MARTIN Fabrice	FRA		15.20	1:21.26	26	1:08.96	21	1:11.19	27	1:12.01	14	1:07.04	21	0:57.88	15	1:30.77	31	0:59.40	20	9:28.51	23	130.90	27
28	*AFFRINI Felix	SUI		12.80	1:35.14	32	1:27.78	29	1:08.30	26	1:22.54	27	1:09.94	25	1:02.54	21	1:18.73	25	1:27.79	29	10:32.76	28	139.35	28
29	*OLIN Axel	SWE		0.00	1:23.47	28	1:27.76	28	1:55.76	31	1:31.79	30	1:17.66	30	1:16.43	29	1:23.67	28	1:03.95	24	11:20.49	30	146.10	29
30	SPEK Edwin	NED		11.40	1:20.83	25	1:48.80	31	1:13.00	28	1:31.65	29	1:15.63	29	1:08.17	27	1:37.10	30	2:52.31	31	12:47.49	31	174.90	30
31	*RICHE Jose	BEL		35.20	1:26.76	30	1:40.06	30	1:23.96	30	1:31.94	31	1:30.70	31	1:18.36	31	1:31.40	29	1:10.07	28	11:33.25	29	177.85	31
RE	DOBROVITZ Jozsef	HUN		0.00	0:58.37	1	0:58.55	6	-	32	-	-	-	-	-	-	-	-	-	-	1:56.92	32	-	RE
RE	*VOETS Ben	AHO		0.00	1:11.84	21	2:05.64	33	-	-	-	-	-	-	-	-	-	-	-	-	3:17.48	33	-	RE

Driving Program Copyright by Philippe Li♦nart (Belgium)