




CAI Conty 30/4-1/5/2009

CLT	COMPETITOR	CTRY		A		B		C		FINAL	
				PNTS	CLT	PNTS	CLT	PNTS	CLT	PNTS	CLT
ATTELAGE A 1 PONEY											
1	HANISCH Patrick	GER		52.35	1	93.57	2	0.00	1	145.92	1
2	BAECKELANDT Cyril	FRA		76.29	4	88.39	1	0.00	2	164.68	2
3	DE LONGCAMP Sophie	FRA		58.50	2	100.40	3	6.00	4	164.90	3
	VAN T'OEVER Marcus	GER		70.78	3	72.48		1.55	3	144.81	
ATTELAGE A 2 PONEYS											
1	VILLANUEVA Jean-Marie	FRA		57.60	1	88.63	3	0.00	1	146.23	1
2	MEREDITH Jessica	AUS		65.29	3	84.74	2	0.00	2	150.03	2
3	GRIMONPREZ Franck	FRA		75.91	6	80.75	1	6.28	4	162.94	3
4	BILLET Denis	BEL		62.85	2	113.11	7	3.00	3	178.96	4
5	JEANSON Antoine	FRA		75.65	5	97.28	4	9.00	5	181.93	5
6	WHALEY Kathleen	USA		75.14	4	108.27	5	10.61	7	194.02	6
7	DE LANGE Gerard	NED		79.23	7	109.83	6	9.00	6	198.06	7
ATTELAGE A 4 PONEYS											
1	ASTEGIANO Laurie	USA		61.06	1	108.70	1	0.00	1	169.76	1
ATTELAGE A 1 CHEVAL											
1	BRISOU Anne-Violaine	FRA		47.10	3	79.74	2	0.00	3	126.84	1
2	SELLIER Michael	FRA		48.00	4	85.03	4	3.00	7	136.03	2
3	DE GROOT-APON Jacqueline	NED		59.78	6	78.41	1	3.00	8	141.19	3
4	FLANAGAN Angela	GBR		58.75	5	86.41	5	0.99	6	146.15	4
5	PROVOOST Christiaan	NED		43.39	2	97.35	14	6.00	13	146.74	5
6	CHEREL Yannick	FRA		61.82	9	86.64	6	0.00	1	148.46	6
7	COLLETTE Guy	BEL		61.18	8	84.97	3	6.00	12	152.15	7
8	DUBOS Françoise	FRA		65.92	12	90.19	10	0.00	2	156.11	8
9	PITTOIS Lucie	FRA		68.48	14	89.19	8	0.00	4	157.67	9

10	UNZEITIG Adrian	GER		64.77	10	96.87	13	0.00	5	161.64	10
11	DECOURTYE Axel	FRA		65.28	11	86.73	7	11.00	15	163.01	11
12	BIJEMAN Jan	NED		61.06	7	99.32	15	3.00	10	163.38	12
13	BECK Thierry	FRA		73.86	18	90.72	12	3.73	11	168.31	13
14	HELLEGERS Frans	NED		72.19	17	90.67	11	15.00	17	177.86	14
15	KIEFFER Nadine	LUX		68.22	13	100.56	16	12.08	16	180.86	15
16	VERNAY Benoit	FRA		75.78	19	89.64	9	16.97	18	182.39	16
17	LEMMER Jean-Jacques	LUX		70.78	16	125.99	17	8.34	14	205.11	17

ATTELAGE A 2 CHEVAUX

1	RUTJENS Riny	NED		43.39	1	92.86	3	0.00	2	136.25	1
2	VAN HEESCH Saskia	NED		49.54	3	94.71	5	3.00	4	147.25	2
3	SCHITTERLE Karin	GER		53.38	5	95.66	7	0.00	1	149.04	3
4	ENGBERS Alfons	NED		51.07	4	94.30	4	8.10	8	153.47	4
5	DUTILLOY Fran ^{ois}	FRA		67.84	10	87.28	2	0.00	3	155.12	5
6	KINDT Filip	BEL		59.26	8	94.94	6	6.00	5	160.20	6
7	DUPONT G ^{ard}	FRA		57.60	7	96.78	8	9.00	9	163.38	7
8	KRAMER Jacob Jan	NED		59.52	9	99.19	9	7.14	6	165.85	8
9	VERSTAPPEN Harry	NED		71.55	12	80.48	1	14.60	12	166.63	9
10	MALGET Claude	LUX		49.02	2	107.31	10	10.85	10	167.18	10
11	VANDEN BERGHE Jan	BEL		54.53	6	111.96	12	11.00	11	177.49	11
12	ANDREASON Jan-Eric	SWE		76.54	14	110.96	11	8.00	7	195.50	12
13	SAMAIN Etienne	FRA		76.42	13	113.19	13	23.20	13	212.81	13

ATTELAGE A 4 CHEVAUX

1	COUDRY Thibault	FRA		68.22	7	108.64	1	0.00	2	176.86	1
2	TER HARMSEL Herman	NED		58.11	2	122.16	2	0.00	5	180.27	2
3	CHOUZENOUX St ^{ephane}	FRA		59.14	3	122.67	3	0.00	3	181.81	3
4	DANGEL Max	GER		66.82	6	140.41	5	0.00	4	207.23	4
5	BRASSEUR F ^{lix-Marie}	BEL		63.74	5	143.45	7	3.80	7	210.99	5

6	HORDE Anthony	FRA		68.48	8	153.89	10	3.00	6	225.37	6
7	DE RONDE Piet	NED		75.78	11	156.07	11	0.00	1	231.85	7
8	DE RONDE Peter	NED		62.72	4	168.76	12	6.00	8	237.48	8
9	DE BRAUWER Geert	BEL		72.45	9	151.84	8	14.27	9	238.56	9
10	KNELL Georg	GER		76.03	12	153.38	9	18.15	10	247.56	10
	MONHEMIUS Ton	NED		57.34	1	140.86	6	6.00		204.20	
	STAEL Dirk	BEL		74.37	10	131.40	4	6.00		211.77	

[Driving Program](#) Copyright by [Philippe Li♦nart](#) (Belgium)

CAI Conty 30/4-1/5/2009

ATTELAGÉ A 1 PONEY																	
CLT	COMPETITOR	CTRY		C:de Chezelles		R:R♦sschlin		S:Thiry		V:Cazas		P:Kerstens		PEN	TOTAL		
				PNTS	CLT	PNTS	CLT	PNTS	CLT	PNTS	CLT	PNTS	CLT		+	-	CLT
1	HANISCH Patrick	GER		181.00	1	171.00	1	165.00	1	139.00	2	185.00	1	0	107.65	52.35	1
2	DE LONGCAMP Sophie	FRA		171.00	2	161.00	2	151.00	2	141.00	1	169.00	2	0	101.50	58.50	2
3	VAN T'OEVER Marcus	GER		163.00	3	149.00	3	133.00	3	118.00	3	134.00	3	0	89.22	70.78	3
4	BAECKELANDT Cyril	FRA		155.00	4	137.00	4	123.00	4	109.00	4	130.00	4	0	83.71	76.29	4

ATTELAGÉ A 2 PONEYS																	
CLT	COMPETITOR	CTRY		C:de Chezelles		R:R♦sschlin		S:Thiry		V:Cazas		P:Kerstens		PEN	TOTAL		
				PNTS	CLT	PNTS	CLT	PNTS	CLT	PNTS	CLT	PNTS	CLT		+	-	CLT
1	VILLANUEVA Jean-Marie	FRA		173.00	1	156.00	2	156.00	2	149.00	1	166.00	1	0	102.40	57.60	1
2	BILLET Denis	BEL		154.00	4	166.00	1	145.00	3	132.00	3	162.00	3	0	97.15	62.85	2
3	MEREDITH Jessica	AUS		164.00	2	154.00	3	162.00	1	133.00	2	166.00	1	5	94.71	65.29	3
4	WHALEY Kathleen	USA		148.00	7	139.00	5	126.00	6	119.00	5	131.00	6	0	84.86	75.14	4
5	JEANSON Antoine	FRA		154.00	4	128.00	7	130.00	5	115.00	6	132.00	5	0	84.35	75.65	5
6	GRIMONPREZ Franck	FRA		156.00	3	143.00	4	134.00	4	123.00	4	140.00	4	5	84.09	75.91	6
7	DE LANGE Gerard	NED		154.00	4	131.00	6	116.00	7	102.00	8	128.00	7	0	80.77	79.23	7
8	PIERQUIN François	FRA		131.00	8	127.00	8	114.00	8	110.00	7	124.00	8	15	62.57	97.43	8

ATTELAGÉ A 4 PONEYS																	
CLT	COMPETITOR	CTRY		C:de Chezelles		R:R♦sschlin		S:Thiry		V:Cazas		P:Kerstens		PEN	TOTAL		
				PNTS	CLT	PNTS	CLT	PNTS	CLT	PNTS	CLT	PNTS	CLT		+	-	CLT
1	ASTEGIANO Laurie	USA		160.00	1	167.00	1	147.00	1	139.00	1	160.00	1	0	98.94	61.06	1

ATTELAGÉ A 1 CHEVAL																	
CLT	COMPETITOR	CTRY		C:de Chezelles		R:R♦sschlin		S:Thiry		V:Cazas		P:Kerstens		PEN	TOTAL		
				PNTS	CLT	PNTS	CLT	PNTS	CLT	PNTS	CLT	PNTS	CLT		+	-	CLT
1	VAN DEN BROEK Jan	NED		179.00	4	192.00	1	190.00	1	163.00	3	192.00	1	0	117.25	42.75	1
2	PROVOOST Christiaan	NED		180.00	3	188.00	2	183.00	2	173.00	2	187.00	2	0	116.61	43.39	2
3	BRISOU Anne-Violaine	FRA		188.00	1	183.00	3	171.00	3	159.00	4	181.00	3	0	112.90	47.10	3
4	SELLIER Michael	FRA		184.00	2	174.00	4	165.00	4	176.00	1	176.00	4	0	112.00	48.00	4
5	FLANAGAN Angela	GBR		175.00	5	168.00	5	154.00	7	148.00	6	146.00	13	0	101.25	58.75	5
6	DE GROOT-APON	NED		165.00	7	165.00	7	160.00	5	136.00	8	157.00	5	0	100.22	59.78	6

	Jacqueline																
7	BIJEMAN Jan	NED		161.00	10	165.00	7	152.00	10	144.00	7	151.00	7	0	98.94	61.06	7
8	COLLETTE Guy	BEL		167.00	6	165.00	7	157.00	6	134.00	10	149.00	9	0	98.82	61.18	8
9	CHEREL Yannick	FRA		165.00	7	167.00	6	153.00	9	133.00	12	149.00	9	0	98.18	61.82	9
10	UNZEITIG Adrian	GER		162.00	9	155.00	11	154.00	7	134.00	10	139.00	16	0	95.23	64.77	10
11	DECOURTYE Axel	FRA		149.00	15	150.00	13	137.00	14	153.00	5	151.00	7	0	94.72	65.28	11
12	DUBOS Françoise	FRA		159.00	11	165.00	7	141.00	11	135.00	9	135.00	17	0	94.08	65.92	12
13	KIEFFER Nadine	LUX		159.00	11	150.00	13	135.00	15	133.00	12	140.00	15	0	91.78	68.22	13
14	PITTOIS Lucie	FRA		155.00	13	152.00	12	129.00	17	131.00	15	148.00	11	0	91.52	68.48	14
15	GEORGES Simon	FRA		147.00	16	146.00	16	138.00	13	127.00	18	148.00	11	0	90.37	69.63	15
16	LEMMER Jean-Jacques	LUX		150.00	14	149.00	15	140.00	12	131.00	15	127.00	19	0	89.22	70.78	16
17	HELLEGGERS Frans	NED		142.00	17	140.00	17	121.00	19	128.00	17	155.00	6	0	87.81	72.19	17
18	BECK Thierry	FRA		142.00	17	139.00	18	130.00	16	132.00	14	130.00	18	0	86.14	73.86	18
19	VERNAY Benoit	FRA		125.00	19	139.00	18	123.00	18	126.00	19	145.00	14	0	84.22	75.78	19
20	ZUMBRINK Hans	NED		112.00	20	129.00	20	102.00	20	106.00	20	108.00	20	0	71.30	88.70	20

ATTELAGE A 2 CHEVAUX






CLT	COMPETITOR	CTRY		C:de Chezelles		R:Rössschlin		S:Thiry		V:Cazas		P:Wentein		PEN	TOTAL		
				PNTS	CLT	PNTS	CLT	PNTS	CLT	PNTS	CLT	PNTS	CLT		+	-	CLT
1	RUTJENS Riny	NED		188.00	2	197.00	1	174.00	2	164.00	1	188.00	1	0	116.61	43.39	1
2	MALGET Claude	LUX		174.00	5	186.00	2	178.00	1	156.00	2	173.00	2	0	110.98	49.02	2
3	VAN HEESCH Saskia	NED		194.00	1	184.00	4	168.00	3	147.00	7	170.00	3	0	110.46	49.54	3
4	ENGBERS Alfons	NED		188.00	2	186.00	2	160.00	5	155.00	3	162.00	5	0	108.93	51.07	4
5	SCHITTERLE Karin	GER		173.00	6	174.00	7	165.00	4	151.00	5	170.00	3	0	106.62	53.38	5
6	VANDEN BERGHE Jan	BEL		184.00	4	183.00	5	148.00	8	152.00	4	157.00	6	0	105.47	54.53	6
7	DUPONT Gérard	FRA		168.00	9	178.00	6	158.00	6	145.00	9	151.00	8	0	102.40	57.60	7
8	KINDT Filip	BEL		169.00	8	166.00	9	153.00	7	148.00	6	151.00	8	0	100.74	59.26	8
9	KRAMER Jacob Jan	NED		173.00	6	170.00	8	138.00	11	147.00	7	157.00	6	0	100.48	59.52	9
10	DUTILLOY François	FRA		162.00	10	157.00	11	146.00	9	125.00	12	130.00	12	0	92.16	67.84	10
11	VOETS Ben	AHO		151.00	11	164.00	10	139.00	10	130.00	10	128.00	13	0	91.14	68.86	11
12	VERSTAPPEN Harry	NED		144.00	13	143.00	13	132.00	12	130.00	10	142.00	10	0	88.45	71.55	12
13	SAMAIN Etienne	FRA		145.00	12	147.00	12	122.00	13	120.00	14	119.00	14	0	83.58	76.42	13
14	ANDREASON Jan-Eric	SWE		142.00	14	136.00	14	120.00	14	122.00	13	132.00	11	0	83.46	76.54	14









ATTELAGE A 4 CHEVAUX



CLT	COMPETITOR	CTRY		C:de Chezelles		M:R♦sschlin		H:Wentein		E:Cazas		B:Thiry		PEN	TOTAL		
				PNTS	CLT	PNTS	CLT	PNTS	CLT	PNTS	CLT	PNTS	CLT		+	-	CLT
1	MONHEMIUS Ton	NED		163.00	4	154.00	2	168.00	1	159.00	1	158.00	1	0	102.66	57.34	1
2	TER HARMSEL Herman	NED		161.00	5	163.00	1	168.00	1	147.00	3	157.00	2	0	101.89	58.11	2
3	CHOUZENOUX St♦phane	FRA		169.00	1	153.00	3	165.00	3	149.00	2	152.00	4	0	100.86	59.14	3
4	DE RONDE Peter	NED		167.00	2	142.00	5	160.00	4	143.00	4	148.00	5	0	97.28	62.72	4
5	BRASSEUR F♦lix-Marie	BEL		165.00	3	140.00	8	154.00	5	136.00	6	157.00	2	0	96.26	63.74	5
6	DANGEL Max	GER		159.00	6	150.00	4	149.00	7	136.00	6	134.00	10	0	93.18	66.82	6
7	COUDRY Thibault	FRA		150.00	8	132.00	10	147.00	8	141.00	5	147.00	6	0	91.78	68.22	7
8	HORDE Anthony	FRA		147.00	9	142.00	5	153.00	6	135.00	8	138.00	8	0	91.52	68.48	8
9	DE BRAUWER Geert	BEL		147.00	9	138.00	9	139.00	10	121.00	12	139.00	7	0	87.55	72.45	9
10	STAEL Dirk	BEL		145.00	11	122.00	11	139.00	10	127.00	9	136.00	9	0	85.63	74.37	10
11	DE RONDE Piet	NED		151.00	7	116.00	12	140.00	9	122.00	10	129.00	11	0	84.22	75.78	11
12	KNELL Georg	GER		140.00	12	141.00	7	128.00	12	122.00	10	125.00	12	0	83.97	76.03	12

Driving Program Copyright by Philippe Li♦nart (Belgium)





CAI Conty 30/4-1/5/2009





















ATELAGE A 1 PONEY																								
CLT	COMPETITOR	CTRY		A - E	1		2		3		4		5		6		7		8		1-8		MARAT	
				PNTS	TIME	CLT	TIME	CLT	TIME	CLT	TIME	CLT	TIME	CLT	TIME	CLT	TIME	CLT	TIME	CLT	TIME	CLT	TIME	CLT
1	BAECKELANDT Cyril	FRA		0.00	1:34.89	4	0:51.06	1	0:55.85	1	0:46.79	3	0:52.21	1	0:50.36	1	0:32.00	1	0:48.80	1	7:11.96	1	88.39	1
2	HANISCH Patrick	GER		0.00	1:07.21	3	1:10.09	3	1:03.23	2	0:54.15	1	1:06.35	2	0:57.19	2	0:35.91	2	0:53.71	2	7:47.84	2	93.57	2
3	DE LONGCAMP Sophie	FRA		0.00	1:00.74	1	1:00.04	2	1:10.58	3	0:55.22	2	1:16.83	3	1:10.02	3	0:39.90	3	1:08.68	3	8:22.01	3	100.40	3
RE	VAN T'OEVER Marcus	GER		0.00	1:02.39	2	-	4	-	-	-	-	-	-	-	-	-	-	-	-	1:02.39	4	-	RE












ATELAGE A 2 PONEYS																								
CLT	COMPETITOR	CTRY		A - E	1		2		3		4		5		6		7		8		1-8		MARAT	
				PNTS	TIME	CLT	TIME	CLT	TIME	CLT	TIME	CLT	TIME	CLT	TIME	CLT	TIME	CLT	TIME	CLT	TIME	CLT	TIME	CLT
1	GRIMONPREZ Franck	FRA		0.00	0:54.03	2	0:54.29	1	0:58.14	1	0:48.73	1	0:57.11	3	0:51.94	2	0:32.86	3	0:46.66	1	6:43.76	1	80.75	1
2	MEREDITH Jessica	AUS		0.00	0:53.08	1	0:55.62	2	0:55.85	3	0:55.90	2	0:54.07	1	0:48.60	1	0:31.40	2	0:49.20	2	6:43.72	2	84.74	2
3	VILLANUEVA Jean-Marie	FRA		0.00	0:52.13	3	0:57.21	3	0:59.29	2	1:11.73	7	0:54.97	2	0:53.96	3	0:30.54	1	0:53.32	3	7:13.15	3	88.63	3
4	JEANSON Antoine	FRA		0.00	1:04.02	5	1:00.31	4	1:04.16	5	1:00.72	4	1:02.66	4	1:08.31	6	0:37.39	5	0:58.83	4	7:56.40	4	97.28	4
5	WHALEY Kathleen	USA		0.00	1:09.07	7	1:18.67	6	1:01.22	4	0:58.93	3	1:11.37	7	0:59.37	5	0:51.73	7	1:01.01	6	8:31.37	6	108.27	5
6	DE LANGE Gerard	NED		1.80	1:01.86	4	1:09.08	5	1:40.18	7	1:09.39	6	1:05.52	5	0:57.82	4	0:37.06	4	0:59.26	5	8:40.17	5	109.83	6
7	BILLET Denis	BEL		0.00	1:14.93	6	1:23.30	7	1:19.86	6	1:07.42	5	1:11.21	6	1:10.34	7	0:42.07	6	1:16.41	7	9:25.54	7	113.11	7

ATELAGE A 4 PONEYS																								
CLT	COMPETITOR	CTRY		A - E	1		2		3		4		5		6		7		8		1-8		MARAT	
				PNTS	TIME	CLT	TIME	CLT	TIME	CLT	TIME	CLT	TIME	CLT	TIME	CLT	TIME	CLT	TIME	CLT	TIME	CLT	TIME	CLT
1	ASTEGIANO Laurie	USA		0.00	1:10.98	1	1:03.87	1	1:03.22	1	1:12.36	1	1:11.57	1	0:59.70	1	0:39.53	1	1:32.29	1	8:53.52	1	108.70	1

ATTELAGE A 1 CHEVAL

CLT	COMPETITOR	CTRY		A - E	1		2		3		4		5		6		7		8		1-8		MARAT	
				PNTS	TIME	CLT	TIME	CLT	TIME	CLT	TIME	CLT	TIME	CLT	TIME	CLT	TIME	CLT	TIME	CLT	TIME	CLT	TIME	CLT
1	DE GROOT-APON Jacqueline	NED		2.00	0:52.12	2	0:53.67	1	0:56.39	1	0:46.80	1	0:53.06	2	0:47.11	1	0:29.94	3	0:42.94	1	6:22.03	1	78.41	1
2	BRISOU Anne-Violaine	FRA		0.00	0:48.72	1	0:54.79	4	0:57.05	3	0:47.19	3	0:51.76	1	1:02.29	14	0:29.92	2	0:47.00	2	6:38.72	2	79.74	2
3	COLLETTE Guy	BEL		0.00	0:57.56	9	0:54.00	3	0:57.12	4	0:48.37	5	0:56.08	4	0:55.61	12	0:34.04	7	0:52.09	8	6:54.87	3	84.97	3
4	SELLIER Michael	FRA		0.00	0:57.23	8	0:56.09	6	0:57.36	6	0:47.62	4	1:04.48	11	0:57.10	9	0:34.46	9	0:50.79	5	7:05.13	4	85.03	4
5	FLANAGAN Angela	GBR		0.00	0:58.74	10	0:58.52	9	0:59.50	10	0:50.65	9	1:00.75	8	0:56.17	7	0:33.63	5	0:54.09	13	7:12.05	5	86.41	5
6	CHEREL Yannick	FRA		0.00	1:05.62	18	1:02.00	15	0:57.95	8	0:50.28	8	0:56.34	5	0:52.98	4	0:34.88	11	0:53.16	9	7:13.21	6	86.64	6
7	DECOURTYE Axel	FRA		0.00	0:56.18	6	0:53.72	2	1:07.20	15	0:52.08	10	1:08.77	16	0:52.95	3	0:33.80	6	0:48.96	3	7:13.66	7	86.73	7
8	PITOIS Lucie	FRA		0.00	0:55.23	5	1:09.77	19	0:59.72	11	0:48.84	6	0:57.38	6	0:56.98	8	0:34.22	8	0:53.83	10	7:15.97	10	89.19	8
9	VERNAY Benoit	FRA		0.60	1:03.75	16	0:58.56	10	0:57.34	5	1:00.31	17	0:54.95	3	1:02.36	15	0:33.33	4	0:54.62	14	7:25.22	9	89.64	9
10	DUBOS Françoise	FRA		0.00	0:59.12	14	0:57.52	7	1:03.46	13	0:54.17	11	1:00.84	9	0:58.02	11	0:36.53	14	0:51.30	6	7:20.96	11	90.19	10
11	HELLEGERS Frans	NED		0.00	0:55.12	4	1:05.52	17	0:56.46	2	0:55.04	15	1:00.97	10	0:52.01	2	0:29.90	1	1:08.32	19	7:23.34	12	90.67	11
12	BECK Thierry	FRA		0.00	1:00.74	15	0:59.03	12	1:11.38	16	0:55.94	13	1:00.24	7	0:55.48	6	0:35.89	13	0:54.89	15	7:33.59	13	90.72	12
13	UNZEITIG Adrian	GER		0.00	0:59.07	11	0:58.78	11	1:14.29	18	1:03.51	18	1:05.85	13	1:05.90	17	0:42.98	19	0:53.96	12	8:04.34	14	96.87	13
14	PROVOOST Christiaan	NED		10.00	0:54.01	3	0:56.08	5	0:57.40	7	0:56.44	14	1:04.51	12	0:57.33	10	0:34.58	10	0:56.42	16	7:16.77	8	97.35	14
15	BIJEMAN Jan	NED		0.00	0:58.20	13	1:07.62	18	1:05.60	14	1:04.58	19	1:06.28	14	1:05.93	18	0:38.64	17	0:59.77	17	8:06.62	15	99.32	15
16	KIEFFER Nadine	LUX		0.20	1:05.31	19	1:04.91	16	1:02.89	17	0:55.21	12	1:17.72	18	1:04.53	16	0:37.32	15	0:53.90	11	8:01.79	16	100.56	16
17	LEMMER Jean-Jacques	LUX		14.00	1:05.12	17	1:00.80	14	1:16.66	19	0:57.99	16	1:16.41	17	1:36.51	19	0:41.09	18	1:05.38	18	8:59.96	17	125.99	17
18	VAN DEN BROEK Jan	NED		0.00	0:59.17	12	0:57.96	8	0:58.78	9	0:46.99	2	3:42.72	19	0:54.09	5	0:35.41	12	0:49.30	4	9:44.42	18	176.88	18

EL	ZUMBRINK Hans	NED		0.00	0:56.74	7	1:00.35	13	1:02.65	12	0:50.10	7	1:06.90	15	1:00.23	13	0:38.44	16	0:51.80	7	7:27.21	19	-	EL
ATTELAGE A 2 CHEVAUX																								
CLT	COMPETITOR	CTRY		A - E	1		2		3		4		5		6		7		8		1-8		MARAT	
				PNTS	TIME	CLT	TIME	CLT	TIME	CLT	TIME	CLT	TIME	CLT	TIME	CLT	TIME	CLT	TIME	CLT	TIME	CLT	TIME	CLT
1	VERSTAPPEN Harry	NED		2.20	0:47.86	1	0:54.83	1	0:54.56	1	0:47.39	1	0:58.95	4	0:50.12	1	0:30.31	1	0:47.38	1	6:31.40	1	80.48	1
2	DUTILLOY Fran  ois	FRA		1.20	0:55.91	3	0:56.54	3	1:01.65	3	0:48.68	2	0:55.82	1	0:58.09	4	0:32.05	2	1:01.68	7	7:10.42	2	87.28	2
3	RUTJENS Riny	NED		0.00	0:55.39	2	0:57.56	5	1:03.99	8	0:57.98	8	1:00.17	5	0:59.23	7	0:36.01	4	1:03.99	9	7:34.32	5	92.86	3
4	ENGBERS Alfons	NED		0.00	1:00.15	7	0:55.29	2	1:11.20	10	1:01.65	10	0:57.49	3	0:56.44	3	0:38.09	8	1:01.19	6	7:41.50	7	94.30	4
5	VAN HEESCH Saskia	NED		1.20	0:59.41	4	0:58.89	7	1:02.06	5	0:53.42	4	1:02.24	7	1:05.36	9	0:40.08	9	0:56.09	3	7:37.55	6	94.71	5
6	KINDT Filip	BEL		5.00	0:59.43	5	1:00.41	8	0:58.06	2	0:52.35	3	1:02.35	8	0:56.41	2	0:33.70	13	0:57.01	4	7:19.72	3	94.94	6
7	SCHITTERLE Karin	GER		0.20	0:59.70	6	1:05.03	10	1:05.89	4	0:54.14	5	1:00.18	6	0:58.69	5	0:35.33	3	0:58.36	5	7:37.32	8	95.66	7
8	DUPONT G  rard	FRA		0.00	1:02.02	10	1:04.07	9	1:03.22	6	1:00.17	9	1:02.45	9	0:59.20	6	0:37.14	6	1:05.63	11	7:53.90	9	96.78	8
9	KRAMER Jacob Jan	NED		7.80	1:00.41	8	0:57.07	4	1:03.58	7	0:55.58	6	0:57.21	2	1:01.66	8	0:36.98	5	0:54.48	2	7:26.97	4	99.19	9
10	MALGET Claude	LUX		0.00	1:00.56	9	1:07.64	11	1:12.05	11	1:10.56	12	1:13.97	12	1:14.00	12	0:41.80	12	1:05.95	12	8:46.53	11	107.31	10
11	ANDREASON Jan-Eric	SWE		2.20	1:15.30	12	1:08.92	12	1:16.19	9	1:11.62	13	1:20.17	14	1:06.94	10	0:41.15	11	1:03.52	8	9:03.81	12	110.96	11
12	VANDEN BERGHE Jan	BEL		4.80	1:17.47	13	0:58.27	6	1:20.32	13	0:55.77	7	1:06.61	10	1:14.71	14	0:37.75	7	1:04.89	10	8:35.79	10	111.96	12
13	SAMAIN Etienne	FRA		0.00	1:13.79	11	1:14.02	13	1:15.17	12	1:04.06	11	1:19.31	13	1:08.29	13	0:40.32	10	1:10.98	13	9:05.94	13	113.19	13
14	VOETS Ben	AHO		0.60	1:25.59	14	1:10.68	14	1:25.92	14	1:06.34	14	1:13.35	11	1:11.83	11	0:46.75	14	1:19.21	14	9:39.67	14	122.53	14
ATTELAGE A 4 CHEVAUX																								
CLT	COMPETITOR	CTRY		A - E	1		2		3		4		5		6		7		8		1-8		MARAT	
				PNTS	TIME	CLT	TIME	CLT	TIME	CLT	TIME	CLT	TIME	CLT	TIME	CLT	TIME	CLT	TIME	CLT	TIME	CLT	TIME	CLT
1	COUDRY Thibault	FRA		0.00	1:10.54	1	1:04.70	1	1:24.39	1	1:01.83	1	1:04.47	1	1:09.96	6	0:36.53	1	1:00.77	4	8:33.19	1	108.64	1

2	TER HARMSEL Herman	NED		2.40	1:15.66	4	1:07.26	2	1:28.35	6	1:15.45	7	1:11.75	5	1:09.00	1	0:48.96	6	1:12.38	5	9:28.81	2	122.16	2
3	CHOUZENOUX Stéphane	FRA		0.00	1:11.26	2	1:10.62	4	1:35.78	4	1:21.11	8	1:10.04	3	1:15.68	4	0:59.04	12	1:09.80	3	9:53.33	3	122.67	3
4	STAEEL Dirk	BEL		0.00	1:40.64	11	1:09.18	3	1:23.20	5	1:13.20	5	1:19.85	8	1:33.16	9	0:42.03	3	1:05.72	2	10:06.98	4	131.40	4
5	DANGEL Max	GER		1.20	1:45.96	10	1:19.59	7	1:38.13	7	1:11.74	4	1:16.44	6	1:46.86	10	0:53.53	8	1:13.79	6	11:06.04	6	140.41	5
6	MONHEMIUS Ton	NED		3.20	2:32.52	12	1:26.15	9	1:23.30	3	1:13.98	9	1:07.34	2	1:02.12	3	0:39.26	2	1:03.65	1	10:28.32	5	140.86	6
7	BRASSEUR Félix-Marie	BEL		3.40	1:28.89	5	1:26.53	10	1:52.27	8	1:21.81	12	1:28.84	11	1:30.50	8	0:55.30	10	1:16.09	8	11:20.23	7	143.45	7
8	DE BRAUWER Geert	BEL		4.80	1:39.90	8	1:39.13	11	2:12.60	11	1:25.98	10	1:25.80	10	1:30.08	7	0:56.44	11	1:15.25	7	12:05.18	8	151.84	8
9	KNELL Georg	GER		5.40	1:32.70	7	1:25.74	8	2:07.46	10	1:26.65	11	1:23.41	9	1:56.83	12	0:54.41	9	1:22.68	9	12:09.88	9	153.38	9
10	HORDE Anthony	FRA		2.60	1:20.53	3	1:13.46	6	2:04.69	12	1:10.17	3	1:35.02	12	1:16.24	2	0:47.74	5	1:58.61	11	11:26.46	10	153.89	10
11	DE RONDE Piet	NED		1.00	1:20.10	6	1:12.49	5	1:25.02	2	1:05.58	2	1:10.74	4	1:19.20	5	0:45.49	4	3:16.75	12	11:35.37	11	156.07	11
12	DE RONDE Peter	NED		9.20	1:45.65	9	2:19.22	12	1:48.48	9	1:14.51	6	1:19.40	7	1:43.50	11	0:51.70	7	1:25.34	10	12:27.80	12	168.76	12

Driving Program Copyright by Philippe Liénart (Belgium)