






World Championship Driving Kecskemet 2009

CLT	TEAM		A		B		C		TOTAL	
			PNTS	CLT	PNTS	CLT	PNTS	CLT	PNTS	CLT
1	NETHERLANDS *GOSSCHALK Benny *VAN TERGOUW Mieke *VERSTAPPEN Harrie		86.0	1	186.4	1	9.9	4	282.3	1
2	HUNGARY *LÁZÁR Vilmos *LÁZÁR Zoltán *SELYBEN Zsolt		88.2	2	188.4	2	9.7	2	286.2	2
3	GERMANY *HUBER Rudolf *SCHRÖDER Hans-Georg *WARNECK Sebastian		94.6	3	202.1	8	9.7	3	306.4	3
4	SWITZERLAND *AUER Beat *SCHENK Beat *WÜTHRICH Daniel		100.2	4	197.4	3	9.6	1	307.2	4
5	ITALY *CORDERA Rocco *DIBAK Jozsef *FUMAGALLI Claudio		105.7	6	202.3	9	16.2	9	324.2	5
6	POLAND *BOGACZ Sebastian *KACZMAREK Waldemar *KOZLOWSKI Jacek		112.9	9	201.6	7	15.0	7	329.5	6
7	CZECH REPUBLIC *JIRGALA Ladislav *NESVACIL Jiri *SOUKUP Alexandr		116.6	12	197.9	4	16.3	10	330.8	7
8	FRANCE *BOUSQUET Frederic *DUPONT Gerard *DUTILLOY Francois		116.1	10	200.4	5	18.3	11	334.8	8
9	ROMANIA *BAJKO Tibor *PAL Attila *RACOCZI Gergo		116.1	11	210.9	11	14.1	5	341.1	9
10	SLOVAKIA *GASPAR Pavol *HROUDA Josef *MATUSKA Miroslav		125.4	15	205.6	10	14.8	6	345.9	10
11	LUXEMBOURG *HENKES Mathias *MALGET Claude		129.3	17	201.6	6	15.3	8	346.2	11
12	UNITED STATES OF AMERICA *CADWELL Keady *POULIN Larry		104.8	5	212.9	12	28.8	12	346.6	12

	*SINGER Elizabeth										
13	GREAT BRITAIN *BOWMAN Barnaby *MATTHEWS David *PICKFORD John		107.6	7	217.5	14	35.3	15	360.4	13	
14	SPAIN *GUTIERREZ Daniel *GUTIERREZ Miguel *MUNOZ SANCHEZ Jorge		112.3	8	227.8	15	32.5	14	372.5	14	
15	AUSTRIA *LEIBETSEDER Susanne *POINTL Rainer *STENITZER Fritz		125.7	16	216.3	13	31.3	13	373.3	15	
16	IRELAND *CAPSTICK Barry *ROHRSEN Folke		124.3	14	232.0	16	44.3	16	400.5	16	
17	DENMARK *KLINDT Kurt *NIELSEN Hans-Henrik *QVIST Finn		119.8	13	254.1	17	63.7	17	437.6	17	

Driving Program Copyright by Philippe Liénart (Belgium)

World Championship Driving Kecskemet 2009

CLT	COMPETITOR	CTRY		A		B		C		FINAL	
				PNTS	CLT	PNTS	CLT	PNTS	CLT	PNTS	CLT
HORSE PAIR											
1	*VERSTAPPEN Harrie	NED		49.41	12	86.31	1	8.20	21	143.92	1
2	*SCHENK Beat	SUI		40.19	2	99.75	13	6.60	17	146.54	2
3	*LÁZÁR Zoltán	HUN		45.57	5	89.59	2	13.02	33	148.18	3
4	*GOSSCHALK Benny	NED		47.36	8	100.08	16	1.65	4	149.09	4
5	*KOZLOWSKI Jacek	POL		58.11	36	92.76	5	0.12	2	150.99	5
6	*HENKES Mathias	LUX		55.30	26	90.78	4	5.83	15	151.91	6
7	*WARNECK Sebastian	GER		41.98	3	103.70	26	6.68	18	152.36	7
8	*SCHRÖDER Hans-Georg	GER		54.91	24	98.38	10	3.00	5	156.29	8
9	*DUTILLOY Francois	FRA		56.19	27	97.63	7	3.00	8	156.82	9
10	*SELYBEN Zsolt	HUN		52.35	17	98.78	11	6.00	16	157.13	10
11	TEBBE Klaus	GER		56.83	31	90.74	3	10.32	26	157.89	11
12	*CAPSTICK Barry	IRL		47.87	10	106.37	30	3.80	11	158.04	12
13	LING Attila	HUN		52.10	16	101.64	18	4.64	13	158.38	13
14	VARGA Péter	HUN		60.54	44	98.85	12	0.00	1	159.39	14
15	*RACOCZI Gergo	ROM		53.25	21	103.70	26	3.00	7	159.95	15
16	*AUER Beat	SUI		60.03	42	97.66	8	3.00	9	160.69	16
17	*NESVACIL Jiri	CZE		52.48	19	96.76	6	12.25	30	161.49	17
18	RUTJENS Riny	NED		46.85	7	114.43	54	3.00	6	164.28	18
18	*CADWELL Keady	USA		48.64	11	103.08	24	12.56	32	164.28	18
20	*DIBAK Jozsef	ITA		55.17	25	110.95	48	1.55	3	167.67	20
21	*FUMAGALLI Claudio	ITA		50.56	14	97.95	9	20.00	48	168.51	21
22	*JIRGALA Ladislav	CZE		64.13	52	101.10	17	4.06	12	169.29	22
23	FARKAS László	HUN		54.40	22	107.21	33	8.55	22	170.16	23

24	*HROUDA Josef	SVK		60.67	45	103.04	23	7.00	19	170.71	24
25	GALAMBOS Nándor	HUN		57.09	32	99.98	15	14.44	37	171.51	25
26	KOSTRZEWA Adrian	POL		58.24	37	108.08	38	5.45	14	171.77	26
27	*VAN TERGOUW Mieke	NED		38.66	1	121.38	60	11.97	29	172.01	27
28	*BOWMAN Barnaby	GBR		49.66	13	109.40	43	13.19	34	172.25	28
29	SPÖRRI Brigitte	SUI		51.20	15	105.18	29	16.85	46	173.23	29
30	*GUTIERREZ Daniel	ESP		52.35	17	111.78	50	10.74	27	174.87	30
31	*LEIBETSEDER Susanne	AUT		59.26	39	106.80	32	9.08	24	175.14	31
32	*MATUSKA Miroslav	SVK		64.77	53	102.58	21	7.81	20	175.16	32
33	HANSEN Anders	DEN		66.56	56	102.25	19	8.82	23	177.63	33
34	*DUPONT Gerard	FRA		59.90	40	102.78	22	15.29	42	177.97	34
35	VON BUCHHOLTZ Amely	ARG		47.74	9	108.24	40	25.72	57	181.70	35
36	LÁNG Zoltán	HUN		60.93	46	99.92	14	20.97	50	181.82	36
37	*SINGER Elizabeth	USA		56.19	27	109.83	46	16.28	44	182.30	37
38	*BAJKO Tibor	ROM		62.85	50	107.21	33	12.27	31	182.33	38
39	*CORDERA Rocco	ITA		68.61	60	104.31	28	14.62	38	187.54	39
40	*MATTHEWS David	GBR		57.98	35	108.07	37	22.14	53	188.19	40
41	*HUBER Rudolf	GER		52.61	20	121.08	59	14.73	39	188.42	41
42	*KACZMAREK Waldemar	POL		54.78	23	112.43	51	21.61	51	188.82	42
43	SCHLÖGELHOFER Christian	AUT		66.05	54	107.22	35	16.18	43	189.45	43
44	*BOGACZ Sebastian	POL		66.56	56	108.86	42	14.92	40	190.34	44
45	ATTENBOROUGH Joanna	GBR		58.24	37	113.95	53	18.98	47	191.17	45
46	*KLINDT Kurt	DEN		62.08	48	108.57	41	20.63	49	191.28	46
47	SIMONSEN Ben	FIN		68.74	61	108.18	39	16.65	45	193.57	47
48	CADWELL Miranda	USA		56.70	30	107.34	36	29.63	62	193.67	48
49	*MALGET Claude	LUX		73.99	64	110.78	47	9.48	25	194.25	49
50	KINDT FILIP	BEL		62.98	51	102.35	20	32.33	63	197.66	50
51	*STENITZER Fritz	AUT		66.43	55	109.52	45	22.19	54	198.14	51

52	*PAL Attila	ROM		69.50	63	118.50	57	11.09	28	199.09	52
53	*GASPAR Pavol	SVK		67.71	58	106.52	31	26.51	59	200.74	53
54	ZAKRSMID Martin	SVK		76.67	67	113.03	52	13.71	36	203.41	54
55	*MUNOZ SANCHEZ Jorge	ESP		59.90	40	115.99	56	29.37	61	205.26	55
56	JELINEK Tomas	CZE		67.71	58	115.86	55	25.02	55	208.59	56
57	*PICKFORD John	GBR		75.14	65	120.56	58	26.33	58	222.03	57
58	MAHORCIC Mitja	SLO		78.34	69	109.48	44	43.44	66	231.26	58
59	*GUTIERREZ Miguel	ESP		76.93	68	134.53	62	21.73	52	233.19	59
60	*ROHRSEN Folke	IRL		76.42	66	125.59	61	40.47	64	242.48	60
61	*LÁZÁR Vilmos	HUN		42.62	4	197.23	64	3.66	10	243.51	61
62	*QVIST Finn	DEN		57.73	34	145.58	63	43.06	65	246.37	62
	*SOUKUP Alexandr	CZE		57.09	32	12.15		26.98	60	96.22	
	*POULIN Larry	USA		46.08	6	103.27	25	12.00		161.35	
	*POINTL Rainer	AUT		61.57	47	98.35		25.35	56	185.27	
	JUHÁSZ JR. László	HUN		56.19	27	34.75		13.35	35	104.29	
	*WÜTHRICH Daniel	SUI		60.16	43	82.53		14.97	41	157.66	
<u>Driving Program</u> Copyright by <u>Philippe Liénart</u> (Belgium)											

World Championship Driving Kecskemet 2009


















HORSE PAIR																	
CLT	COMPETITOR	CTRY		C:Brownlie		H:Borka		M:Christ		B:Bonhof		E:Larose		PEN	TOTAL		
				PNTS	CLT	PNTS	CLT	PNTS	CLT	PNTS	CLT	PNTS	CLT		+	-	CLT
1	*VAN TERGOUW Mieke	NED		185.00	4	191.00	2	191.00	1	191.00	2	190.00	1	0	121.34	38.66	1
2	*SCHENK Beat	SUI		191.00	1	180.00	6	187.00	2	196.00	1	182.00	5	0	119.81	40.19	2
3	*WARNECK Sebastian	GER		188.00	3	185.00	3	187.00	2	186.00	5	176.00	10	0	118.02	41.98	3
4	*LÁZÁR Vilmos	HUN		168.00	17	199.00	1	180.00	4	189.00	3	181.00	8	0	117.38	42.62	4
5	*LÁZÁR Zoltán	HUN		189.00	2	182.00	4	174.00	10	181.00	7	168.00	22	0	114.43	45.57	5
6	*POULIN Larry	USA		183.00	5	172.00	15	174.00	10	179.00	8	182.00	5	0	113.92	46.08	6
7	RUTJENS Riny	NED		177.00	7	170.00	19	178.00	7	177.00	9	182.00	5	0	113.15	46.85	7
8	*GOSSCHALK Benny	NED		160.00	29	182.00	4	180.00	4	187.00	4	171.00	15	0	112.64	47.36	8
9	VON BUCHHOLTZ Amely	ARG		176.00	9	175.00	10	173.00	12	166.00	17	187.00	2	0	112.26	47.74	9
10	*CAPSTICK Barry	IRL		167.00	19	170.00	19	179.00	6	175.00	10	185.00	3	0	112.13	47.87	10
11	*CADWELL Keady	USA		176.00	9	177.00	8	169.00	17	165.00	21	183.00	4	0	111.36	48.64	11
12	*VERSTAPPEN Harrie	NED		181.00	6	173.00	14	175.00	8	166.00	17	169.00	18	0	110.59	49.41	12
13	*BOWMAN Barnaby	GBR		177.00	7	164.00	30	175.00	8	166.00	17	180.00	9	0	110.34	49.66	13
14	*FUMAGALLI Claudio	ITA		175.00	11	168.00	24	164.00	28	182.00	6	166.00	24	0	109.44	50.56	14
15	SPÖRRI Brigitte	SUI		172.00	13	169.00	22	167.00	23	172.00	11	170.00	16	0	108.80	51.20	15
16	LING Attila	HUN		170.00	14	177.00	8	158.00	35	164.00	24	174.00	12	0	107.90	52.10	16
17	*GUTIERREZ Daniel	ESP		174.00	12	163.00	31	167.00	23	163.00	26	174.00	12	0	107.65	52.35	17
17	*SELYBEN Zsolt	HUN		164.00	24	174.00	12	173.00	12	168.00	15	162.00	29	0	107.65	52.35	17
19	*NESVACIL Jiri	CZE		168.00	17	172.00	15	169.00	17	162.00	27	169.00	18	0	107.52	52.48	19
20	*HUBER Rudolf	GER		165.00	21	175.00	10	168.00	21	170.00	12	161.00	31	0	107.39	52.61	20
21	*RACOCZI Gergo	ROM		154.00	41	172.00	15	173.00	12	166.00	17	169.00	18	0	106.75	53.25	21
22	FARKAS László	HUN		158.00	32	168.00	24	171.00	15	170.00	12	158.00	35	0	105.60	54.40	22
23	*KACZMAREK Waldemar	POL		151.00	45	168.00	24	169.00	17	170.00	12	164.00	26	0	105.22	54.78	23
24	*SCHRÖDER Hans-Georg	GER		164.00	24	170.00	19	163.00	29	157.00	35	167.00	23	0	105.09	54.91	24
25	*DIBAK Jozsef	ITA		167.00	19	155.00	43	157.00	38	165.00	21	175.00	11	0	104.83	55.17	25
26	*HENKES Mathias	LUX		159.00	30	155.00	43	171.00	15	168.00	15	165.00	25	0	104.70	55.30	26
27	*DUTILLOY Francois	FRA		170.00	14	166.00	28	169.00	17	154.00	43	152.00	47	0	103.81	56.19	27
27	*SINGER Elizabeth	USA		156.00	35	174.00	12	160.00	31	157.00	35	164.00	26	0	103.81	56.19	27




27	JUHÁSZ JR. László	HUN		161.00	28	166.00	28	165.00	26	161.00	30	158.00	35	0	103.81	56.19	27
30	CADWELL Miranda	USA		170.00	14	162.00	34	161.00	30	165.00	21	149.00	50	0	103.30	56.70	30
31	TEBBE Klaus	GER		156.00	35	169.00	22	168.00	21	156.00	38	157.00	39	0	103.17	56.83	31
32	*SOUKUP Alexandr	CZE		155.00	40	159.00	37	165.00	26	155.00	41	170.00	16	0	102.91	57.09	32
32	GALAMBOS Nándor	HUN		165.00	21	153.00	51	166.00	25	164.00	24	156.00	41	0	102.91	57.09	32
34	*QVIST Finn	DEN		162.00	27	147.00	60	158.00	35	159.00	32	173.00	14	0	102.27	57.73	34
35	*MATTHEWS David	GBR		165.00	21	154.00	49	158.00	35	157.00	35	163.00	28	0	102.02	57.98	35
36	*KOZLOWSKI Jacek	POL		164.00	24	172.00	15	157.00	38	151.00	46	152.00	47	0	101.89	58.11	36
37	ATTENBOROUGH Joanna	GBR		156.00	35	163.00	31	159.00	33	156.00	38	161.00	31	0	101.76	58.24	37
37	KOSTRZEWA Adrian	POL		158.00	32	159.00	37	160.00	31	162.00	27	156.00	41	0	101.76	58.24	37
39	*LEIBETSEDER Susanne	AUT		152.00	43	163.00	31	156.00	41	158.00	34	158.00	35	0	100.74	59.26	39
40	*MUNOZ SANCHEZ Jorge	ESP		154.00	41	161.00	36	153.00	46	159.00	32	155.00	43	0	100.10	59.90	40
40	*DUPONT Gerard	FRA		149.00	50	168.00	24	154.00	43	156.00	38	155.00	43	0	100.10	59.90	40
42	*AUER Beat	SUI		156.00	35	148.00	58	156.00	41	162.00	27	159.00	34	0	99.97	60.03	42
43	*WÜTHRICH Daniel	SUI		145.00	56	179.00	7	159.00	33	150.00	49	147.00	54	0	99.84	60.16	43
44	VARGA Péter	HUN		157.00	34	162.00	34	154.00	43	146.00	55	158.00	35	0	99.46	60.54	44
45	*HROUDA Josef	SVK		152.00	43	154.00	49	152.00	47	149.00	50	169.00	18	0	99.33	60.67	45
46	LÁNG Zoltán	HUN		156.00	35	155.00	43	151.00	49	155.00	41	157.00	39	0	99.07	60.93	46
47	*POINTL Rainer	AUT		149.00	50	155.00	43	149.00	50	154.00	43	162.00	29	0	98.43	61.57	47
48	*KLINDT Kurt	DEN		159.00	30	155.00	43	152.00	47	151.00	46	148.00	52	0	97.92	62.08	48
49	*BOUSQUET Frederic	FRA		146.00	55	159.00	37	157.00	38	154.00	43	148.00	52	0	97.79	62.21	49
50	*BAJKO Tibor	ROM		150.00	47	156.00	42	148.00	51	144.00	60	161.00	31	0	97.15	62.85	50
51	KINDT FILIP	BEL		148.00	53	153.00	51	143.00	58	160.00	31	154.00	45	0	97.02	62.98	51
52	*JIRGALA Ladislav	CZE		150.00	47	155.00	43	144.00	57	151.00	46	149.00	50	0	95.87	64.13	52
53	*MATUSKA Miroslav	SVK		151.00	45	152.00	53	141.00	60	147.00	53	153.00	46	0	95.23	64.77	53
54	SCHLÖGELHOFER Christian	AUT		135.00	63	152.00	53	154.00	43	146.00	55	147.00	54	0	93.95	66.05	54
55	*STENITZER Fritz	AUT		147.00	54	151.00	56	147.00	53	139.00	62	147.00	54	0	93.57	66.43	55
56	HANSEN Anders	DEN		149.00	50	159.00	37	133.00	64	145.00	58	144.00	59	0	93.44	66.56	56
56	*BOGACZ Sebastian	POL		150.00	47	152.00	53	141.00	60	149.00	50	138.00	62	0	93.44	66.56	56
58	JELINEK Tomas	CZE		139.00	61	141.00	63	146.00	54	148.00	52	147.00	54	0	92.29	67.71	58
58	*GASPAR Pavol	SVK		143.00	58	151.00	56	145.00	55	139.00	62	143.00	61	0	92.29	67.71	58
60	*CORDERA Rocco	ITA		145.00	56	138.00	65	148.00	51	147.00	53	136.00	64	0	91.39	68.61	60






















61	*NIELSEN Hans-Henrik	DEN		137.00	62	144.00	62	143.00	58	145.00	58	144.00	59	0	91.26	68.74	61
61	SIMONSEN Ben	FIN		140.00	60	157.00	41	140.00	62	138.00	64	138.00	62	0	91.26	68.74	61
63	*PAL Attila	ROM		143.00	58	147.00	60	138.00	63	146.00	55	133.00	66	0	90.50	69.50	63
64	*MALGET Claude	LUX		130.00	64	148.00	58	145.00	55	142.00	61	146.00	58	5	86.01	73.99	64
65	*PICKFORD John	GBR		122.00	69	136.00	67	122.00	69	132.00	66	151.00	49	0	84.86	75.14	65
66	*ROHRSSSEN Folke	IRL		124.00	68	141.00	63	124.00	67	128.00	68	136.00	64	0	83.58	76.42	66
67	ZAKRSMID Martin	SVK		129.00	65	135.00	69	132.00	65	132.00	66	123.00	69	0	83.33	76.67	67
68	*GUTIERREZ Miguel	ESP		126.00	66	136.00	67	123.00	68	134.00	65	130.00	67	0	83.07	76.93	68
69	MAHORCIC Mitja	SLO		126.00	66	137.00	66	127.00	66	123.00	69	125.00	68	0	81.66	78.34	69










[Driving Program](#) Copyright by [Philippe Liénart](#) (Belgium)

World Championship Driving Kecskemet 2009

HORSE PAIR																								
CLT	COMPETITOR	CTRY		A - E	1		2		3		4		5		6		7		8		1-8		MARAT	
				PNTS	TIME	CLT	TIME	CLT	TIME	CLT	TIME	CLT	TIME	CLT	TIME	CLT	TIME	CLT	TIME	CLT	TIME	CLT	TIME	CLT
1	*VERSTAPPEN Harrie	NED		0.00	0:54.29	2	0:57.06	1	0:40.66	1	0:57.81	1	0:55.26	3	0:57.18	1	0:58.70	6	0:50.58	2	7:11.54	1	86.31	1
2	*LÁZÁR Zoltán	HUN		0.00	0:53.28	1	1:00.94	6	0:41.38	2	0:58.03	2	0:57.62	4	1:01.74	3	1:00.95	11	0:54.00	5	7:27.94	2	89.59	2
3	TEBBE Klaus	GER		0.00	0:59.10	11	0:59.32	2	0:43.61	10	0:59.30	8	1:06.25	43	0:59.62	2	0:56.91	2	0:49.57	1	7:33.68	3	90.74	3
4	*HENKES Mathias	LUX		0.00	0:59.67	14	1:00.50	4	0:44.45	13	0:58.54	5	0:54.25	2	1:03.70	6	1:02.04	14	0:50.75	3	7:33.90	4	90.78	4
5	*KOZLOWSKI Jacek	POL		0.00	0:59.18	13	1:03.64	7	0:44.46	14	1:00.56	13	0:58.71	7	1:02.89	5	0:57.87	3	0:56.48	10	7:43.79	5	92.76	5
6	*NESVACIL Jiri	CZE		0.00	0:54.80	3	1:08.49	24	0:47.80	45	1:00.59	14	1:00.75	16	1:11.95	38	1:02.45	16	0:56.96	14	8:03.79	7	96.76	6
7	*DUTILLOY Francois	FRA		0.00	1:00.26	18	1:04.35	8	0:46.87	39	0:59.45	9	1:06.47	46	1:11.70	35	1:01.84	13	0:57.19	16	8:08.13	9	97.63	7
8	*AUER Beat	SUI		0.00	1:02.50	31	1:04.87	11	0:44.69	17	0:58.45	4	1:05.87	40	1:04.56	44	0:59.66	8	0:57.70	21	7:58.30	10	97.66	8
9	*FUMAGALLI Claudio	ITA		1.60	0:57.19	8	1:00.87	27	0:41.66	3	1:11.35	53	0:58.05	5	1:05.63	9	1:02.52	17	0:54.47	6	7:51.74	6	97.95	9
10	*SCHRÖDER Hans-Georg	GER		1.00	1:01.67	28	1:04.45	10	0:45.75	30	1:02.22	18	1:00.59	15	1:09.78	21	1:07.16	39	0:55.28	7	8:06.90	8	98.38	10
11	*SELYBEN Zsolt	HUN		0.00	1:00.20	17	1:07.19	15	0:47.30	43	1:02.40	19	1:02.59	24	1:10.88	28	1:07.66	41	0:55.70	8	8:13.92	11	98.78	11
12	VARGA Péter	HUN		0.00	0:57.93	9	1:04.44	9	0:46.07	33	1:06.21	38	1:01.78	19	1:11.08	30	1:05.21	32	1:01.51	44	8:14.23	12	98.85	12
13	*SCHENK Beat	SUI		0.00	0:55.29	5	0:59.71	3	0:42.93	7	0:58.65	7	0:53.26	1	1:06.33	11	0:58.67	5	1:33.92	64	8:08.76	14	99.75	13
14	LÁNG Zoltán	HUN		0.00	1:00.35	19	1:07.35	18	0:45.20	23	1:05.71	36	1:06.28	44	1:12.02	39	1:02.31	15	1:00.39	39	8:19.61	15	99.92	14
15	GALAMBOS Nándor	HUN		0.00	1:00.64	23	1:07.54	20	0:44.96	21	1:08.45	46	1:04.52	36	1:07.90	14	1:04.86	30	1:01.01	42	8:19.88	16	99.98	15
16	*GOSSCHALK Benny	NED		0.00	0:55.10	4	1:02.11	31	0:45.72	29	1:01.72	16	1:13.54	56	1:04.52	8	1:00.29	9	0:57.41	36	8:00.41	17	100.08	16
17	*JIRGALA Ladislav	CZE		0.00	1:00.46	21	1:04.85	60	0:42.77	6	0:58.62	6	0:59.81	12	1:06.06	10	1:00.88	10	1:12.04	60	8:05.49	19	101.10	17

18	LING Attila	HUN		0.00	1:02.73	32	1:11.79	53	0:45.96	31	1:03.28	27	1:02.00	21	1:11.56	34	1:04.47	25	0:56.40	9	8:18.19	21	101.64	18
19	HANSEN Anders	DEN		0.00	1:06.11	48	1:13.08	35	0:47.84	46	1:00.92	52	1:02.08	22	1:10.12	26	1:01.32	12	0:59.79	34	8:21.26	24	102.25	19
20	KINDT FILIP	BEL		1.00	1:04.26	42	1:04.33	40	0:45.47	28	1:14.33	60	0:59.15	10	1:13.90	42	0:58.63	4	0:56.68	12	8:16.75	20	102.35	20
21	*MATUSKA Miroslav	SVK		2.40	1:05.37	47	1:11.58	29	0:44.80	19	1:02.50	20	1:03.92	31	1:11.34	31	1:04.08	24	0:57.31	18	8:20.90	18	102.58	21
22	*DUPONT Gerard	FRA		0.00	1:03.69	38	1:15.72	42	0:49.20	54	1:11.82	55	1:02.72	26	1:08.27	15	1:02.80	19	0:59.70	33	8:33.92	27	102.78	22
23	*HROUDA Josef	SVK		1.20	1:03.04	33	1:03.46	57	0:43.02	8	1:07.62	44	0:59.04	9	1:10.00	24	1:06.36	36	0:56.68	12	8:09.22	23	103.04	23
24	*CADWELL Keady	USA		0.00	1:01.12	56	1:06.36	46	0:42.71	5	1:03.35	58	0:59.48	11	1:10.62	27	1:02.87	20	0:58.91	29	8:05.42	28	103.08	24
25	*POULIN Larry	USA		3.80	1:00.03	16	1:07.55	21	0:49.14	53	1:04.70	32	1:01.29	18	1:09.09	18	0:59.07	7	1:06.48	52	8:17.35	13	103.27	25
26	*WARNECK Sebastian	GER		0.00	1:01.03	26	1:12.35	64	0:46.24	34	1:02.98	22	1:03.65	30	1:07.12	13	1:05.96	35	0:59.18	30	8:18.51	29	103.70	26
26	*RACOCZI Gergo	ROM		0.00	1:03.42	35	1:13.33	36	0:47.63	44	1:07.14	42	1:04.21	32	1:12.58	40	1:11.94	51	0:58.26	26	8:38.51	29	103.70	26
28	*CORDERA Rocco	ITA		0.00	1:03.60	37	1:06.24	45	0:44.93	20	1:04.86	33	1:18.33	64	1:10.08	25	1:03.25	22	1:00.28	37	8:31.57	31	104.31	28
29	SPÖRRI Brigitte	SUI		2.40	1:03.09	34	1:07.27	16	0:46.37	36	1:02.09	17	1:21.73	65	1:10.91	29	1:04.64	26	0:57.80	22	8:33.90	26	105.18	29
30	*CAPSTICK Barry	IRL		0.00	1:02.01	29	1:08.73	25	0:47.29	42	1:06.21	62	1:06.43	45	1:11.48	33	1:08.10	63	1:01.61	45	8:31.86	34	106.37	30
31	*GASPAR Pavol	SVK		0.00	1:04.07	40	1:21.85	55	0:45.44	27	1:05.95	37	1:04.29	33	1:23.17	61	1:04.69	27	1:03.13	46	8:52.59	35	106.52	31
32	*LEIBETSEDER Susanne	AUT		0.00	1:04.41	43	1:06.85	14	0:48.68	50	1:07.64	64	1:03.04	27	1:08.84	56	1:06.52	61	0:58.03	25	8:24.01	37	106.80	32
33	*BAJKO Tibor	ROM		0.00	1:06.24	49	1:16.04	43	0:50.29	58	1:10.56	50	1:08.05	50	1:14.21	43	1:11.15	50	0:59.52	31	8:56.06	40	107.21	33
33	FARKAS László	HUN		0.00	1:04.84	46	1:17.86	48	0:44.24	11	1:03.14	24	1:17.72	63	1:18.80	55	1:09.53	46	0:59.90	35	8:56.03	39	107.21	33
35	SCHLÖGELHOFER Christian	AUT		0.00	0:59.91	15	1:11.27	51	0:47.26	41	1:03.25	26	1:00.00	14	1:16.15	48	1:09.80	47	1:08.47	63	8:36.11	41	107.22	35
36	CADWELL Miranda	USA		0.00	1:10.19	53	1:13.60	37	0:46.58	37	1:06.15	61	1:04.36	34	1:13.01	59	1:05.40	33	0:57.40	19	8:36.69	42	107.34	36
37	*MATTHEWS David	GBR		5.40	0:56.57	6	1:07.33	17	0:59.98	68	0:58.91	12	0:59.89	13	1:16.93	50	1:05.95	34	0:57.81	23	8:23.37	25	108.07	37
38	KOSTRZEWA Adrian	POL		3.40	0:59.12	12	1:03.98	66	0:45.27	24	1:00.20	48	1:02.65	25	1:09.41	20	1:04.74	29	0:58.02	24	8:03.39	33	108.08	38
39	SIMONSEN Ben	FIN		0.00	1:00.45	20	1:11.17	28	0:51.43	61	1:06.72	39	1:15.36	59	1:15.85	46	1:07.48	40	1:12.46	61	9:00.92	43	108.18	39

40	VON BUCHHOLTZ Amely	ARG		0.00	1:10.67	54	1:13.73	59	0:49.38	55	1:13.26	57	1:06.13	42	1:09.91	22	1:07.83	43	1:00.30	38	8:51.21	44	108.24	40
41	*KLINDT Kurt	DEN		0.00	1:14.56	61	1:11.98	30	0:48.08	48	1:03.04	23	1:09.04	51	1:16.11	47	1:13.44	53	1:06.58	53	9:02.83	45	108.57	41
42	*BOGACZ Sebastian	POL		0.20	1:07.42	62	1:09.23	26	0:45.35	25	1:02.70	21	1:04.95	38	1:17.95	52	1:14.94	59	1:10.76	56	8:53.30	46	108.86	42
43	*BOWMAN Barnaby	GBR		0.00	1:10.63	65	1:21.80	54	0:52.81	64	1:03.52	28	1:03.63	29	1:09.33	19	1:07.82	42	0:57.48	20	8:47.02	48	109.40	43
44	MAHORCIC Mitja	SLO		2.40	1:10.68	55	1:15.11	41	0:49.41	56	1:08.92	47	1:04.63	37	1:21.12	58	1:05.10	31	1:00.41	40	8:55.38	38	109.48	44
45	*STENITZER Fritz	AUT		0.80	1:03.57	36	1:15.24	67	0:47.06	40	1:07.11	41	1:11.99	54	1:11.78	36	1:02.78	18	1:04.07	48	8:43.60	47	109.52	45
46	*SINGER Elizabeth	USA		0.00	1:04.54	44	1:13.61	38	0:52.06	63	1:11.84	66	1:06.03	41	1:13.26	41	1:06.90	38	1:00.91	57	8:49.15	50	109.83	46
47	*MALGET Claude	LUX		0.00	1:00.67	24	1:13.67	58	0:48.00	47	1:10.32	49	1:13.67	57	1:20.29	57	1:10.96	49	1:06.30	51	9:03.88	52	110.78	47
48	*DIBAK Jozsef	ITA		0.80	1:02.17	30	1:09.12	49	0:46.02	32	1:05.10	34	1:23.34	66	1:18.66	63	1:08.07	44	0:58.26	26	8:50.74	51	110.95	48
49	*NIELSEN Hans-Henrik	DEN		0.40	1:07.89	50	1:11.02	50	0:44.64	15	1:04.51	30	1:02.16	23	1:08.36	16	1:46.72	64	1:00.69	41	9:05.99	53	111.60	49
50	*GUTIERREZ Daniel	ESP		10.00	1:02.24	59	1:06.19	44	0:44.75	18	1:03.15	25	0:58.23	6	1:03.98	7	1:03.71	55	0:56.65	11	7:58.90	22	111.78	50
51	*KACZMAREK Waldemar	POL		0.00	1:11.66	57	1:13.63	39	0:52.87	65	1:16.62	63	1:05.41	39	1:22.14	64	1:06.66	37	1:03.17	47	9:12.16	55	112.43	51
52	ZAKRSMID Martin	SVK		8.60	0:58.71	10	1:12.02	62	0:45.18	22	1:01.11	15	1:03.56	28	1:09.92	23	1:14.36	58	0:57.27	17	8:22.13	32	113.03	52
53	ATTENBOROUGH Joanna	GBR		0.00	1:08.37	51	1:21.46	52	0:48.74	51	1:07.75	45	1:12.44	55	1:16.13	62	1:13.82	56	1:01.05	59	9:09.76	56	113.95	53
54	RUTJENS Riny	NED		0.00	1:27.37	64	1:27.20	61	0:50.25	57	1:04.58	31	1:07.66	49	1:18.59	54	1:08.57	45	1:07.95	55	9:32.17	57	114.43	54
55	JELINEK Tomas	CZE		4.60	1:09.17	52	1:22.10	63	0:51.88	62	1:06.85	40	1:06.79	47	1:11.83	37	1:04.73	28	1:02.93	62	8:56.28	54	115.86	55
56	*MUNOZ SANCHEZ Jorge	ESP		0.00	1:09.17	63	1:12.65	34	0:48.83	52	1:12.15	67	1:15.36	59	1:18.25	53	1:16.08	60	1:07.47	54	9:19.96	59	115.99	56
57	*PAL Attila	ROM		3.40	1:00.63	22	1:05.20	12	0:46.27	35	1:04.46	29	1:01.83	20	1:06.40	49	1:13.50	54	1:17.21	65	8:35.50	58	118.50	57
58	*PICKFORD John	GBR		11.00	1:00.70	25	1:12.41	33	0:45.42	26	1:17.75	65	1:16.93	62	1:15.25	45	1:13.92	57	1:05.44	50	9:07.82	49	120.56	58
59	*HUBER Rudolf	GER		0.00	1:12.18	67	1:00.93	5	0:53.02	66	1:01.48	54	1:07.48	48	1:02.25	4	0:55.77	1	0:52.27	4	8:05.38	61	121.08	59
60	*VAN TERGOUW Mieke	NED		0.00	1:12.34	66	1:05.65	13	0:48.38	49	1:05.46	35	1:04.40	35	1:08.53	17	1:03.44	23	0:58.70	28	8:26.90	62	121.38	60

61	*ROHRSEN Folke	IRL		7.80	1:13.49	60	1:33.18	65	0:50.37	59	1:14.13	59	1:11.28	53	1:23.16	60	1:12.39	52	1:10.94	58	9:48.94	60	125.59	61
62	*GUTIERREZ Miguel	ESP		28.00	1:03.99	39	1:22.59	56	0:44.67	16	1:07.37	43	1:14.61	58	1:11.45	32	1:03.24	21	1:04.75	49	8:52.67	36	134.53	62
63	*QVIST Finn	DEN		2.80	1:54.60	68	1:17.53	47	0:51.40	60	1:10.64	51	1:15.52	61	1:24.41	65	1:10.20	48	0:59.58	32	10:03.88	63	145.58	63
64	*LÁZÁR Vilmos	HUN		26.20	1:01.37	27	3:20.42	68	0:55.57	67	1:12.33	56	1:10.41	52	1:17.21	51	1:16.56	62	1:01.28	43	11:15.15	64	197.23	64
EL	*SOUKUP Alexandr	CZE		0.00	1:00.73	69	-	-	-	-	-	-	-	-	-	-	-	-	-	-	1:00.73	65	-	EL
EL	*POINTL Rainer	AUT		0.00	1:12.08	58	1:07.44	19	0:42.54	4	0:59.94	11	1:01.22	17	1:07.11	12	1:04.43	65	0:56.98	15	8:11.74	69	-	EL
RE	JUHÁSZ JR. László	HUN		0.00	0:57.10	7	1:02.26	32	0:44.40	12	-	68	-	-	-	-	-	-	-	-	2:43.76	66	-	RE
RE	*BOUSQUET Frederic	FRA		0.00	1:04.18	41	1:07.66	22	0:46.74	38	0:59.66	10	-	-	-	-	-	-	-	-	3:58.24	67	-	RE
RE	*WÜTHRICH Daniel	SUI		0.00	1:04.58	45	1:08.15	23	0:43.55	9	0:58.44	3	0:58.93	8	1:09.01	66	-	-	-	-	6:02.66	68	-	RE

[Driving Program](#) Copyright by [Philippe Liénart](#) (Belgium)

World Championship Driving Kecskemet 2009

NOT OFFICIAL RESULTS

HORSE PAIR								
CLT	COMPETITOR	CTRY		TIME	PNTS TIME	PNTS PENAL	TOTAL	CLT
1	VARGA Péter	HUN		3:01.93	0.00	0.00	0.00	1
2	*KOZLOWSKI Jacek	POL		3:05.23	0.12	0.00	0.12	2
3	*DIBAK Jozsef	ITA		3:08.09	1.55	0.00	1.55	3
4	*SCHRÖDER Hans-Georg	GER		3:00.78	0.00	3.00	3.00	4
5	RUTJENS Riny	NED		3:02.57	0.00	3.00	3.00	5
6	*RACOCZI Gergo	ROM		3:03.45	0.00	3.00	3.00	6
7	*DUTILLOY Francois	FRA		3:03.84	0.00	3.00	3.00	7
8	*AUER Beat	SUI		3:04.64	0.00	3.00	3.00	8
9	*LÁZÁR Vilmos	HUN		3:12.32	3.66	0.00	3.66	9
10	*CAPSTICK Barry	IRL		3:06.59	0.80	3.00	3.80	10
11	*JIRGALA Ladislav	CZE		3:13.11	4.06	0.00	4.06	11
12	LING Attila	HUN		3:08.27	1.64	3.00	4.64	12
13	KOSTRZEWA Adrian	POL		3:09.90	2.45	3.00	5.45	13
14	*SELYBEN Zsolt	HUN		3:01.88	0.00	6.00	6.00	14
15	*HROUDA Josef	SVK		3:19.00	7.00	0.00	7.00	15
16	*MATUSKA Miroslav	SVK		3:08.61	1.81	6.00	7.81	16
17	FARKAS László	HUN		3:16.09	5.55	3.00	8.55	17
18	HANSEN Anders	DEN		3:16.63	5.82	3.00	8.82	18
19	*LEIBETSEDER Susanne	AUT		3:05.16	0.08	9.00	9.08	19
20	*MALGET Claude	LUX		3:11.95	3.48	6.00	9.48	20
21	*GUTIERREZ Daniel	ESP		3:14.48	4.74	6.00	10.74	21
22	*PAL Attila	ROM		3:21.17	8.09	3.00	11.09	22
23	*VAN TERGOUW Mieke	NED		3:16.94	5.97	6.00	11.97	23
24	*NESVACIL Jiri	CZE		3:11.50	3.25	9.00	12.25	24

25	*BAJKO Tibor	ROM		3:05.54	0.27	12.00	12.27	25
26	*CADWELL Keady	USA		3:06.11	0.56	12.00	12.56	26
27	*BOWMAN Barnaby	GBR		3:13.38	4.19	9.00	13.19	27
28	JUHÁSZ JR. László	HUN		3:19.70	7.35	6.00	13.35	28
29	ZAKRSMID Martin	SVK		3:08.42	1.71	12.00	13.71	29
30	GALAMBOS Nándor	HUN		3:09.88	2.44	12.00	14.44	30
31	*CORDERA Rocco	ITA		3:28.23	11.62	3.00	14.62	31
32	*HUBER Rudolf	GER		3:28.46	11.73	3.00	14.73	32
33	*BOGACZ Sebastian	POL		3:16.83	5.92	9.00	14.92	33
34	*WÜTHRICH Daniel	SUI		3:28.93	11.97	3.00	14.97	34
35	*DUPONT Gerard	FRA		3:17.58	6.29	9.00	15.29	35
36	SCHLÖGELHOFER Christian	AUT		3:25.36	10.18	6.00	16.18	36
37	*SINGER Elizabeth	USA		3:31.55	13.28	3.00	16.28	37
38	SIMONSEN Ben	FIN		3:14.29	4.65	12.00	16.65	38
39	SPÖRRI Brigitte	SUI		3:26.70	10.85	6.00	16.85	39
40	ATTENBOROUGH Joanna	GBR		3:18.96	6.98	12.00	18.98	40
41	*KLINDT Kurt	DEN		3:28.25	11.63	9.00	20.63	41
42	LÁNG Zoltán	HUN		3:28.93	11.97	9.00	20.97	42
43	*KACZMAREK Waldemar	POL		3:18.21	6.61	15.00	21.61	43
44	*GUTIERREZ Miguel	ESP		3:30.46	12.73	9.00	21.73	44
45	*MATTHEWS David	GBR		3:19.27	7.14	15.00	22.14	45
46	*STENITZER Fritz	AUT		3:25.38	10.19	12.00	22.19	46
47	JELINEK Tomas	CZE		3:19.03	7.02	18.00	25.02	47
48	*POINTL Rainer	AUT		3:37.69	16.35	9.00	25.35	48
49	VON BUCHHOLTZ Amely	ARG		3:16.43	5.72	20.00	25.72	49
50	*PICKFORD John	GBR		3:33.66	14.33	12.00	26.33	50
51	*GASPAR Pavol	SVK		3:28.01	11.51	15.00	26.51	51
52	*SOUKUP Alexandr	CZE		3:22.95	8.98	18.00	26.98	52

53	*MUNOZ SANCHEZ Jorge	ESP		3:33.74	14.37	15.00	29.37	53
54	CADWELL Miranda	USA		3:22.26	8.63	21.00	29.63	54
55	KINDT FILIP	BEL		3:33.66	14.33	18.00	32.33	55
56	*ROHRSSSEN Folke	IRL		3:25.94	10.47	30.00	40.47	56
57	*QVIST Finn	DEN		3:37.11	16.06	27.00	43.06	57
58	MAHORCIC Mitja	SLO		3:49.87	22.44	21.00	43.44	58
EL	*POULIN Larry	USA		-	0.00	12.00	-	EL
<u>Driving Program</u> Copyright by <u>Philippe Liénart</u> (Belgium)								